


DC-18 GHz Ultra Low Loss Bulk Coaxial Cable and Connectors for Self Assembly.

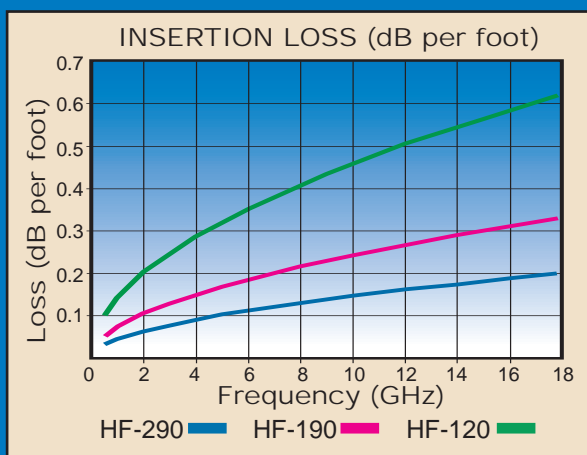


Bulk HELI-FOIL™ ultra low loss, flexible Microwave Coaxial Cable and a full range of passivated stainless steel connectors are now available for self assembly. Covering the DC-18 GHz frequency, Heli-Foil cable comes in three different diameters, with options of stranded center conductors (for dynamic applications) and solid center conductors (for static applications). All sizes provide state of the art lowest insertion loss and excellent phase stability.

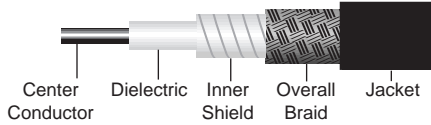
HELI-FOIL assemblies are used for general applications in both field and laboratory conditions. They are ideally suited for high ambient temperature environments, such as communication systems' internal interconnects.

Features & Benefits:

- DC-18 GHz Do It Yourself Cable Assemblies
- Lowest Insertion Loss Available, DC-18GHz
- Ultra Stable Insertion Loss, Phase and VSWR with Flexing
- Excellent Phase Tracking Performance with Wide Temperature (-55°C to +150°C)
- Extremely Flexible, Low Minimum Bend Radius
- Superior Shielding Effectiveness (>100 dB)



Construction



Center Conductor: Silver-Plated Copper

Dielectric: Low Density PTFE

Inner Shield: Helical Silver-Plated Copper Tape

Overall Braid: Silver-plated Copper Braid

Jacket: Blue Teflon® FEP

	HS-120	HS-120S*	HF-190	HF-190S*	HF-290	HF-290S*												
Physical Specifications (*-stranded)																		
Overall Diameter: in (mm)	0.120 (3.05)	0.120 (3.05)	0.192 (4.88)	0.192 (4.88)	0.301 (7.65)	0.301 (7.65)												
Bend Radius: in (mm)	0.625 (15.9)	0.625 (15.9)	1.000 (25.4)	1.000 (25.4)	1.500 (38.1)	1.500 (38.1)												
Weight: lbs/ft (Kg/m)	0.017 (0.025)	0.017 (0.025)	0.040 (0.060)	0.039 (0.058)	0.092 (0.137)	0.090 (0.134)												
Environmental Specifications																		
Operating Temp. Range	-67°/+302°F -55°/+150°C																	
Electrical Specifications																		
Cutoff Frequency (GHz)	58		31			19												
Velocity of Propagation	83%																	
Dielectric Constant	1.45																	
Time Delay: nS/ft (nS/m)	1.22 (4.02)																	
Capacitance: pF/ft (pF/m)	24.5 (80.3)																	
Impedance (nominal)	50 ohms																	
Shielding Effectiveness	>90 dB																	
Attenuation (+25°C) & Power Handling (+40°C Ambient; Sea Level; VSWR 1:1)																		
	HS-120			HS-120S*			HF-190			HF-190S*			HF-290			HF-290S*		
Frequency/Size	dB/100ft	dB/100m	kW	dB/100ft	dB/100m	kW	dB/100ft	dB/100m	kW	dB/100ft	dB/100m	kW	dB/100ft	dB/100m	kW	dB/100ft	dB/100m	kW
100 MHz	4.3	14.1	1.2	4.8	15.7	1.1	2.3	7.6	2.8	2.5	8.4	2.5	1.4	4.6	5.6	1.5	5.1	5.1
400 MHz	8.7	28.4	0.6	9.6	31.5	0.5	4.6	15.2	1.4	5.1	16.8	1.3	2.8	9.2	2.8	3.1	10.2	2.5
1000 MHz	13.8	45.1	0.4	15.3	50.2	0.3	7.4	24.3	0.9	8.1	26.7	0.8	4.5	14.7	1.7	5.0	16.3	1.6
3000 MHz	24.0	78.7	0.2	26.7	87.5	0.2	13.0	42.6	0.5	14.3	46.9	0.4	8.0	26.1	1.0	8.8	28.9	0.9
8000 MHz	39.6	129.8	0.1	44.0	144.2	0.1	21.6	70.9	0.3	23.7	77.9	0.3	13.4	44.0	0.6	14.8	48.5	0.5
10000 MHz	44.4	145.6	0.1	49.3	161.7	0.1	24.3	79.7	0.3	26.7	87.6	0.2	15.1	49.6	0.5	16.7	54.7	0.5
12000 MHz	48.7	159.9	0.1	54.1	177.5	0.1	26.8	87.8	0.2	29.4	96.4	0.2	16.7	54.8	0.5	18.4	60.4	0.4
13500 MHz	51.8	170.0	0.1	57.5	188.7	0.1	28.5	93.5	0.2	31.3	102.6	0.2	17.8	58.5	0.4	19.6	64.4	0.4
18000 MHz	60.0	196.9	0.1	67.0	219.8	0.1	33.2	109.0	0.2	36.4	119.5	0.2	20.0	68.6	0.4	23.0	75.4	0.3
Attenuation at Frequency $(A=K1 \sqrt{F_{mhz}} + K2 F_{mhz})$																		
K1	0.430142			0.479448			0.229587			0.253447			0.131900			0.153308		
K2	0.000134			0.000134			0.000134			0.000134			0.000134			0.000134		
Connector Selection Table																		
Cable	SMA Male	SMA Male 90°	N Male	N Male 90°	TNC Male	TNC Male 90°												
HF-120	HC-120-SM	HC-120-SMRA	HC-120-NM	HC-120-NMRA	HC-120-TM	HC-120-TMRA												
HF-120S	HC-120S-SM	HC-120S-SMRA	HC-120S-NM	HC-120S-NMRA	HC-120S-TM	HC-120S-TMRA												
HF-190	HC-190-SM	HC-190-SMRA	HC-190-NM	HC-190-NMRA	HC-190-TM	HC-190-TMRA												
HF-190S	HC-190S-SM	HC-190S-SMRA	HC-190S-NM	HC-190S-NMRA	HC-190S-TM	HC-190S-TMRA												
HF-290	HC-290-SM	HC-290-SMRA	HC-290-NM	HC-290-NMRA	HC-290-TM	HC-290-TMRA												
HF-290S	HC-290S-SM	HC-290S-SMRA	HC-290S-NM	HC-290S-NMRA	HC-290S-TM	HC-290S-TMRA												

Consult Times Microwave Systems for other connector options not listed above.



World Headquarters: 358 Hall Avenue, Wallingford, CT 06492 • Tel: 203-949-8400, 1-800-867-2629 Fax: 203-949-8423

International Sales: 4 School Brae, Dysart, Kirkcaldy, Fife, Scotland KY1 2XB UK • Tel: +44(0)1592655428 Fax: +44(0)1592653162

China Sales: Floor 14, East Ocean Center, No. 618 Yan'an Road East, Shanghai, China 200001 • Tel: 86-21-33184650 Fax: 86-21-53854506

www.timesmicrowave.com